



St Bernadette's Catholic Primary School

2 Willey St
Sunshine North Vic 3020
Ph: 039311 8872
E: principal@stbsunshinenth.catholic.edu.au
ABN: 54 744 343 007

23rd March 2020

Dear Families,

As we move to the possibility of remote learning due to the COVID-19 virus, here are some details you will need to stay informed and support your child with their continued learning.

Remote learning will begin from Tuesday 14th April 2020, if schools are forced to close, from this date.

All communication with parents will be through 'Flexibuzz' and the 'Seesaw Family' apps. If you have not signed up to either of these please see the information attached. The school website will also be a source of communication.

Teachers will be using Seesaw (Preps - Year 6) and Google Classroom (Years 3 - 6) to communicate with students. If your child is signing into Seesaw using their own device they will need to download the 'Seesaw Class' app and they will need to sign in using their Google account.

If you would like to contact your child's teacher, you can do so via the 'Seesaw Family' app or email.

Your teacher's email is:

Daniel Powell dpowell@stbsunshinenth.catholic.edu.au

Michelle Camenzuli mcamenzuli@stbsunshinenth.catholic.edu.au

Kind regards,

Mrs Joanne Webster
Principal

Flexibuzz

To connect with Flexibuzz follow these easy steps...



1. Search for and download the FlexiBuzz app from the app store.
2. Create an account with your email address.



3. Click the search tab and type in 'St Bernadette's Primary School, Sunshine North VIC



4. Click the add button next to your child's class page and type in our password

Passwords

Prep 2020- stb6723

Year 1 2020- stb2468

Year 2 2020 - stb001

Year 3 2020 - stb007

Year 4 2020 - stb0278

Year 5 2020- stb0897

Year 6 2020 - stb1027



5. Click the home button to see our recent posts!

How do I access Seesaw as a Family?

On a computer at <https://web.seesaw.me> or download the 'Seesaw Family' App on your phone or iPad. Make sure you choose the 'Seesaw Family' App and not the classroom app.



What's happening with Seesaw now?

Students have a class code which they use to log into their 'Class' Seesaw account and have begun posting their learning.

What about the families?

With this letter comes an invitation which will allow families to follow their student's work in their Seesaw classroom. You'll be able to see the posts in their journal, be notified about new posts and receive announcements from teachers. You will be notified about your child's work and all data is safe and secure. For more information about privacy please see:




<https://web.seesaw.me/privacy-policy/>



Would you like more information?

For more information, please go to: <https://web.seesaw.me/parents/>

How do I access Seesaw as a Student on my own device?

	<p>1. Download and open the '<u>Seesaw Class</u>' app on iOS or Android. Or go to app.seesaw.me on any computer in Chrome or Firefox browser.</p>
	<p>2. Choose I'm a student.</p>
	<p>3. Sign in with Google/Email Sign In</p>